


Game Modes

Game Mode 1

Clouds change and speed up in a constant way, giving the player the chance to practice and compete.

Game Mode 2

Clouds are now randomized, providing the player with an ever changing sky.



Astronomer is made by using Batari Basic with help and tips from the ever helpful AtariAge community. My special thanks go out to Random Terrain and Bogax and everyone who commented on the Astronomer development thread.


©2018 Alex Pietrow
www.pietrow.net/atari/astronomer

Packrat Video Games, LLC
www.packratvg.com

Photocredits: ESO/B. Tafreshi (twanight.org) & Fausto Casuero

ASTRONOMER

Atari 2600 Game Program Instructions



COMPLETE
GAME PLAY
INSTRUCTIONS

FOR ONE
PLAYER ONLY

Story

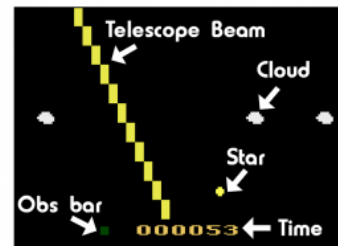
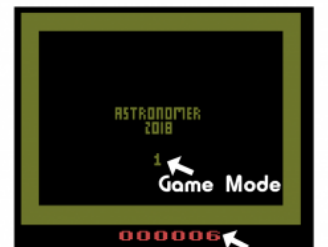
You are an astronomer at the world's most powerful telescope observing a star for your research. To take a good picture of the target, you have to observe it for some time while keeping the telescope on it. However watch out for clouds, as observing them can ruin your observations! Once you have enough data, you will get a new target. Other astronomers also want to use the telescope, so make sure to finish your observations before the time runs out or you will be kicked out for wasting time!

Controls

- Insert cartridge in console, label up. Turn 'Power' to on.
- Flip 'Game Select Lever' to chose one of the two game modes.
- Hit 'Game Reset Lever' or press the 'Fire Button' to begin game.
- Game begins again whenever the reset lever is tapped.
- Flip the 'B/W Lever' to pause game

Left Difficulty Switch A: Play with paddles
Left Difficulty Switch B: Play with joystick

Right Difficulty Switch B: Normal game
Right Difficulty Switch A: Easy game



Goals

- Fill the 'Obs bar' before the time runs out by pressing the 'Fire Button' while pointing the telescope at the target.
- Once the bar is full you will get extra time and a new target.
- Do NOT observe clouds, these ruin observations.
- If the star goes off-screen, you get a new one, but will lose time!
- The game is over when the time is up. The number of observed stars is displayed on the bottom of the main menu and a high score is kept as long as the power is on.

Like during real observations, sometimes it can prove impossible to observe a star. Do not let this deter you, it happens to the best of us!